




**The Edge Series**  
Fixed Frame Screen




# The Edge Series

## Fixed Frame Screen



### ●Ultra-narrow frame

The new Edge Series has a frame just 29mm wide, looks like a giant LED TV. With this limited width the image is controlled within screen range in case tiny deflection happens during image adjustment.




### ●"Attached" to the wall

The distance between screen and wall is just 6.5mm, almost like attached to the wall, which is 67% less than average wall distance of LED TV.



### ●Premium Velvet touch


The surface frame is made of high quality aluminum wrapped with velvet, turn the screen into an Elegant decoration on on wall.




### Fabric Tension System

### ●Flat as a mirror

Taking advantage of the mature fabric tension system from Prestige series, the screen is durably flat as mirror after installation.




### Range Belt



### Circular Lock

### ●Convenient Installation

With the range belt mounted on the installation bracket, you don't need to measure the distance, just fixed the bracket to the wall according to the range belt, hang the screen on and turn the circular lock, it can be done easily by just one person.



### ●Stable Structure

With the enhanced 44x28mm aluminum frame structure, the screen can be up to 120"(16:9) and durable for a "life-time" projection.



### ●Small package design

Thanks to the devided frame, the package is dramatically smaller than regular frame screen, even for 120"(16:9), the package is just 1.66 meters, which is 43% less than Prestige series and the overall package size is 77% less.

## Specifications

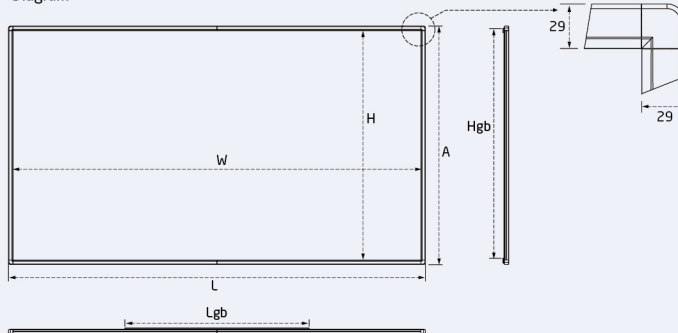
Model: LF-PExxx

Format	Diagonal (inch)	Viewing Size (WxH)	Product Size (L x A x Depth)	Installation Range (Hgb)	Bracket length (Lgb)	Net Weight (kg)
16:9	60	1328x747	1386x805x38.5	749	800	2.9
	72	1594x896	1652x954x38.5	898	800	4.2
	80	1771x996	1829x1054x38.5	998	800	5.2
	84	1859x1045	1917x1103x38.5	1047	1000	5.7
	92	2037x1145	2095x1203x38.5	1147	1000	6.9
	100	2214x1245	2272x1303x38.5	1247	1000	8.1
	106	2346x1319	2404x1377x38.5	1321	1000	9.1
16:10	120	2656x1494	2714x1552x38.5	1496	1200	11.7
	60	1292x808	1350x866x38.5	810	800	3.0
	72	1551x969	1609x1027x38.5	971	800	4.4
	84	1809x1131	1867x1189x38.5	1133	1000	6.0
	92	1982x1239	2040x1297x38.5	1241	1000	7.2
	100	2154x1346	2212x1404x38.5	1348	1000	8.5
	106	2283x1427	2341x1485x38.5	1429	1000	9.6
2.35:1	120	2585x1615	2643x1673x38.5	1617	1200	12.3
	60	1402x897	1460x955x38.5	599	800	2.5
	72	1683x716	1741x774x38.5	718	800	3.6
	80	1870x796	1928x854x38.5	798	800	4.4
	84	1963x835	2021x893x38.5	837	800	4.8
	92	2150x915	2208x973x38.5	917	1000	5.8
	100	2337x995	2395x1053x38.5	997	1000	6.9
	106	2477x1054	2535x1112x38.5	1056	1000	7.7
	120	2805x1193	2863x1251x38.5	1195	1200	9.9

Remark: 1. Unmark dimensions are default to be "mm".

2. Specifications could be updated due to continuous product upgrades.

### Diagram



**GRANDVIEW®**

GRANDVIEW SCREEN ( CANADA ) CO., LTD.

ADD: #11-3751 North Fraser Way, Marine Way Business Centre,  
Burnaby, BC, Canada V5J5G4

TEL: 1-604.412.9777 FAX: 1-604.412.9796

http://www.grandviewscreen.ca

GRANDVIEW CRYSTAL SCREEN CO., LTD.

Add: Federal Industry Zone, NO.363, Yushan Road W.

Shatou,Panyu, Guangzhou, Guangdong Prov., China

Tel: 020-84899499 Fax: 020-84805299

http://www.grandviewscreen.com

